

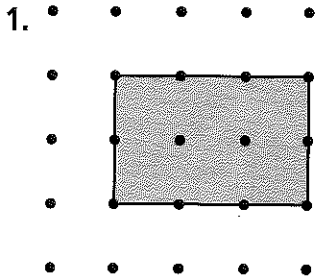
Name _____

Understand Area

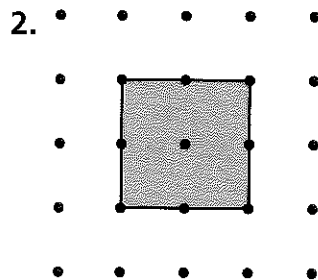


COMMON CORE STANDARDS—3.MD.5, 3.MD.5a *Geometric measurement: understand concepts of area and relate area to multiplication and to addition.*

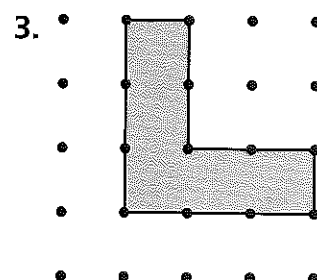
Count to find the area for the shape.



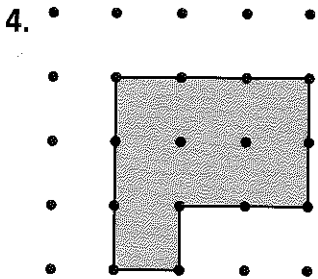
Area = 6 square units




Area = _____ square units




Area = _____ square units



Area = _____ square units



Area = _____ square units



Area = _____ square units

Write *area* or *perimeter* for each situation.

7. carpeting a floor

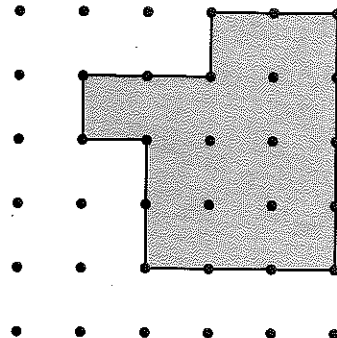
8. fencing a garden

Problem Solving



Use the diagram for 9–10.

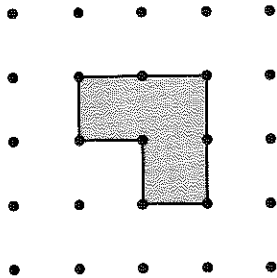
9. Roberto is building a platform for his model railroad. What is the area of the platform?



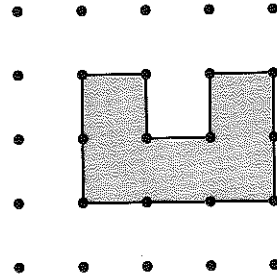
10. Roberto will put a border around the edges of the platform. How much border will he need?

Lesson Check (3.MD.5, 3.MD.5a)

1. Josh used rubber bands to make the shape below on his geoboard. What is the area of the shape?



2. Wilma drew the shape below on dot paper. What is the area of the shape she drew?



Spiral Review (3.OA.7, 3.NF.1, 3.MD.1, 3.MD.2)

3. Leonardo knows it is 42 days until summer break. How many weeks is it until Leonardo's summer break? (Hint: There are 7 days in a week.)
4. Nan cut a submarine sandwich into 4 equal parts and ate one part. What fraction represents the part of the sandwich Nan ate?
5. Wanda is eating breakfast at fifteen minutes before eight. What time is this? Use A.M. or P.M.
6. Dick has 2 bags of dog food. Each bag contains 5 kilograms of food. How many kilograms of food does Dick have in all?

Spelling Sentences

Name: _____ Date: _____



Write a sentence for each spelling word.

pare

share

near

ear

beard

buy

year

earring

compare

Spelling Sentences

Name: _____ Date: _____



Write a sentence for each spelling word.

air

wear

chair

stairs

bare

bear

hair

care

pair



What is an adverb?

An adverb can tell us HOW an action is performed.

Example: How did Sue run? Sue ran *quickly*.

Directions: Circle the adverb in each sentence. Next, in the box, write a new adverb that would also work in that sentence.

1. Ben worked slowly on his artwork.

2. The child sadly walked to school.

3. "I will gladly accept your gift."

4. Dad happily ate his cake.

Now write your own sentences with adverbs!

1. _____

2. _____

3. _____

Name _____

